
	INSTITUCIÓN EDUCATIVA HECTOR ABAD GOMEZ		
	Proceso: Curricular		
Nombre del Documento: Planes de mejoramiento		Versión 01	Página 1 de 1
ASIGNATURA:	INGLÉS	GRADO:	NOVENO
PERÍODO:	TRES	AÑO:	2022
NOMBRE DEL ESTUDIANTE:			
<p>LOGROS /COMPETENCIAS: (de acuerdo con el enfoque que se siga en la I.E)</p> <ul style="list-style-type: none"> ➤ Escribe mensajes en diferentes formatos sobre temas de su interés. ➤ Contesta en forma escrita, preguntas relacionadas con textos que ha leído. ➤ Ejemplifica sus puntos de vista sobre los temas que escribe. 			

<p>PLAN DE MEJORAMIENTO</p> <p>1. Put the verbs in future simple and create a history with some of them. (Pon los verbos en future simple y crea una historia con algunas de ellas)</p> <ol style="list-style-type: none"> 1. Tom _____ 7 tomorrow. (get up) 2. My Dad _____ his car next week. (wash) 3. We _____ a snowman next winter. (make) 4. Mum _____ dinner tomorrow. (cook) 5. Sam _____ his bike next Friday. (ride) 6. Mary _____ a sandcastle next summer. (build)

7. Nick _____ in the sea next summer. (swim)
8. They _____ camping soon. (go)
9. The children _____ on a picnic next Sunday. (go)
10. James _____ tomorrow. (read)

2. Choose the correct option. (Elige la opción correcta)

1. Pam _____ to the cinema tonight.

- A. won't go
- B. want go
- C. wiln't go

2. Ted _____ Maths in the afternoon.

- A. won't study
- B. not study
- C. wills not

3. Kim _____ her parents in the evening.

- A. want help
- B. not help
- C. won't help

4. She _____ TV tomorrow.

- A. want watch
- B. not will watch
- C. won't watch

5. He _____ video games tomorrow.

- A. wont play
- B. won't play
- C. not play

6. Mu Mum _____ to the supermarket next Sunday.

- A. not go
- B. won't go
- C. not will go

3. Fill in the blanks with the future going to and then translate. (llenar los espacios en blanco con el futuro Going to y luego traducir).



1-They _____ (travel) by motorbike tomorrow.


2-He _____ (make) a cake next week.



3-Tom _____ (search) his homework on net.

4- Ayse _____ (visit) İstanbul next summer.


5-Sam _____ (marry) next month.



6- My father _____ (call) my teacher tonight.

7- We _____ (have) a picnic next weekend.

8-I _____ (graduate) next year.



9- She _____ (read) magazines tonight.

10-Jane _____ (take) some photos.





11-She _____(do) exercises .

12-They _____(play) baseball next weekend.



13-Young girls _____(ride) a bike at



4. Answer the following questions. (Responde las siguientes preguntas usando el going to).

1-Where are you going to go tonight? _____

2-Which film are you going to watch? _____

3-What language is she going to learn? _____

4-When are you going to visit your grandparents? _____

5-What are you going to study tonight? _____

6- Who are you going to out with today? _____

7- What are you going to study after finish the school? _____

5. Make sentences with going to (organiza las oraciones con el Going to).

1- I – make – a birthday cake- tonight

2- They – plant- flowers –next week

3-She- be- a famous pop star

4- You – study- for the exam- tomorrow

5- Tom – swim – next weekend

6. Write a short passage ‘what are you going to do next summer? (Escribe un corto passage sobre que vas a hacer el próximo verano

7. Complete these sentences with the PRESENT PROGRESSIVE and translate (Completa estas oraciones con el presente progresivo y traducir).

Example: ___ he _____ the newspaper? (to read)

Answer: Is he reading the newspaper?

1) _____ Richard _____ in the garden? (to work)

2) _____ she _____ a cup of tea? (to have)

3) _____ -the children _____ their homework? (to do)

4) _____ you _____ the kitchen, Tom? (to clean)

5) _____ the cat _____ in the basket? (to sleep)

6) _____ Cliff and Oliver _____ friends? (to meet)

7) _____ your mother _____ sandwiches? (to make)

8) _____ the birds _____ -water? (to drink)

9) _____ Carmen _____ a pullover? (to wear)

10) _____ they _____ a pizza? (to eat)

METODOLOGIA DE LA EVALUACIÓN

Los trabajos se entregarán en físico a la docente directamente, ella programará la fecha de la sustentación del plan de mejoramiento.

RECURSOS: Cuaderno de notas, guías y actividades propuestas en clase, diccionario de inglés/ español.

OBSERVACIONES:

FECHA DE ENTREGA DEL TRABAJO

La asignada en el cronograma de la institución educativa

FECHA DE SUSTENTACIÓN Y/O EVALUACIÓN

La asignada en el cronograma de la institución educativa

NOMBRE DEL EDUCADOR(A)

Yurley Paola Montoya Flórez (9°)

FIRMA DEL EDUCADOR(A)**FIRMA DEL ESTUDIANTE****FIRMA DEL PADRE DE FAMILIA**